

Facilitator's Guide

Facilitator's
Training
Seminar



EQUIPPERS GROUP INTERNATIONAL

Session- 3

VISION

Equipping for the Christian Journey



VISION

OVERVIEW

A majority of leaders want to succeed, but they do not know the process or steps that help, or hinder, them from quickly accomplishing God's purposes. There are two parts to vision: First you must understand God's vision for your ministry; and second is to write the vision. To effectively minister, a leader must have God's "vision" on how to reach the destination. Where are you going? Is your vision the same as God's vision? Can you write your vision? This session will answer these questions.

Time required to complete this session: 1 1/2 hours

Equipping for the Christian Journey



VISION

GOALS OF THE SESSION

1. Understand necessity of vision
2. Understand origin of vision
3. Understand power of vision
4. Writing your vision

DISCOVERY SESSION AT END

Equipping for the Christian Journey



PROGRESSION OF VISION

-1-

**Almighty God
entrusts His
vision and
purposes to
His servants.**




Diagram 2:1



PROGRESSION OF VISION

-2-



**Pray for
direction, timing
and provision.**


Equipping for the Christian Journey



PROGRESSION OF VISION

-3-

**Choose To Believe
God Rather Than
Your Physical
Circumstances.**




Equipping for the Christian Journey



PROGRESSION OF VISION

-4-


**Look Entirely To
God For Wisdom,
Knowledge, and
Understanding.**



Equipping for the Christian Journey



PROGRESSION OF VISION



- 5 -


**Pray To See The
Plans, Purpose
And Strategies Of
God.**

Equipping for the Christian Journey

PROGRESSION OF VISION

- 6 -

**Have A Clear
Understanding Of
The Vision. Present
The Vision To The
Believers In Your
Church.**





VISION

There Are 2 Major Parts To Vision

1. God - Vision

**2. Writing A Vision and
Implementation Plan**



VISION




Key To Church Growth :

VISION

Equipping for the Christian Journey

Nehemiah- A Man With Vision




Equipping for the Christian Journey



VARIOUS TYPES OF VISION

Four Steps Of Vision



- 1.Vision**
- 2.Revision**
- 3.Provision**
- 4.Supervision**

Nehemiah's Strategy to complete the wall

Equipping for the Christian Journey


VARIOUS TYPES OF VISION



**Myopic
Vision**

Equipping for the Christian Journey

VARIOUS TYPES OF VISION




**Peripheral
Vision**

Equipping for the Christian Journey



VARIOUS TYPES OF VISION



**Tunnel
Vision**

Equipping for the Christian Journey



VARIOUS TYPES OF VISION



**Panoramic
Vision**

Equipping for the Christian Journey



WRITING YOUR VISION

Vision Plan Includes:

1. Write Your Vision

- I. What To do?
- II. Why?
- III. Where?
- IV. When?
- V. With Whom?
- VI. Cost?
- VII. What will be the result?



WRITING YOUR VISION

2. Master Plan- Basic Steps Required To Succeed.

- A. Make Sure church understands vision**
- B. Recruit 2 people to help with regular activities of this ministry**
- C. With them choose a team of believers**
- D. As a team develop a plan detailing types of services and how to be administered**
- E. Create a list of resources: human, financial, location and spiritual**
- F. Create a budget showing potential costs.**
- G. Measure results every 6 months.**

Equipping for the Christian Journey



PROGRESSION OF VISION

DISCOVERY SESSION



Equipping for the Christian Journey



VISION

DISCOVERY SESSION

1. Ask each participant to write their vision on paper. Allow 15-20 minutes to accomplish this task.

1. Write about your dream or vision – You must first “see” in your mind’s eye what the finished product will look like. Write the vision in general terms with as much detail as you feel necessary. At times God gives a vision in a dream.

2. Make a master plan (or a blueprint) – This is where you develop a high level plan of the basic components.



VISION


DISCOVERY SESSION

2. After everyone has had time to write their vision, divide into small groups. Have each person read their vision to those in their group. This builds faith and accountability.
3. Close the session by reading several visions to the whole group.

Session Conclusion: Listen to the visions written by other participants. Prayerfully consider the vision given to you by God. You may want to write your God-given vision in your Bible.



VISION



Contact: Info@Equipppersgroup.org